



SILVER GRANT INTERNATIONAL HOLDINGS GROUP LIMITED
銀

(1)

100%

(2)

19

2023 12 11
69 26
G 1 G 3

16

1

(<https://spot-meeting.tricor.hk>)

48

2023 12 8

2023 11 22



.....	1
.....	
.....	1
.....	1
.....	1
.....	G 1



100 000 000

50 000 000

2023 12 11

26

69

180 000 000

150 000 000

2021 12 1

SG

2023 1 5

180 000 000



3

SG

200 000 000

2023 12 31

SG

1

49 1 2 9

2023 8 31

180 500 000

SG

2023

10 11

2023 11 1



SG

SG

155 100 000

()

150 000 000

()

1141

2023 8 31

100%

2023 8 31
98 535 000 98 40 000

10

0 000 000

20 000 000

3

2023 12 31

6 9 10 9B 6
2 106

G

2023 10 11

SG

S ↓ G

↓ (B)

5 1

%

1

0 918



SILVER GRANT INTERNATIONAL HOLDINGS GROUP LIMITED
銀

1

49
4901

100%

2023 10 11

()

()




2023 10 11

()

() SG

()

20% 20%  30% 30%

1993 6 2019 9
2019 9 2019 12

() 1994 2005

() 2001 5 2019 1

1995 2006 6 2006 2019 1
2004 10 2019





SG

100%

98 40 000 ()

62 1 5 000

1996

()

35 22 000

1996

()

1 338 000

= +

=

()

()

()

=

()

()

500 000

(1)

SG

5

(2)

5

SG

SG

(1)

SG

5

(2)

5

SG

(1)

SG

5

155 100 000

(2)

SG

5

155 100 000

SG



2023 8 31 66 351 000 () ()

(1)

(2)

(3) SG 219 13 13

(4) SG

(5) SG

(6)

(3) (6) (1) (2)

()
(3) (6) ()
()



100%

SG

SG

SG

10%

SG

SG

SG

10%

SG

2023 10 11

()

()



0 000 000

(1)

5

155 100 000
20 000 000

(2)

5

155 100 000
50 000 000

2023 8 31

80 500 000

(1)

(2)

()

()

()



10%

10%



2021 12 31	2022 12 31	
	2022	2021
	12 31	12 31
	(22 360)	(458)
	(19 066)	(9)
2023 8 31		66 351 000
180 641 000		
	201 4 16	2019 4 15
		110 000
	2023 8 31	80 500 000
2023 8 31		

2022

	()		34 435 000	
()	() ()			
	()			
()		11 000 000		()
() ()				()

()		
199 321 000	()	
	69 500 000	

		0 000 000		2023 8 31
80 500 000			11 000 000	()
	200 000 000			2023 8 31
180 500 000	()	2023 8 31		
98 535 000	98 40 000	2023 8 31		66 351 000
()		34 435 000		
	23 435 000			



50%

			1 150 000 000		
2019 6 10	2022 8 5				
200 000 000	100 000 000	100 000 000		()	()
				1260	
	0 83%			()	
	2022 12	2023 3			
		()			()
	12				
				25%	5%

G 1	G 3	2023 12 11
	69	26



16

1

[\(https://spot-meeting.tricor.hk\)](https://spot-meeting.tricor.hk)

48

2023 12 8

2023 12 6

2023 12 11

2023 12 5

16

1

13 39(4)

13 39(5)

2023 11 22

1.

2023 9 30

2023 9 30		118 500 000
129 085 000	()	()

2023 9 30		58 600 000
63 834 000		

-

2023 9 30		149 200 000
3 084 452 000	3 359 9 0 000	()
() ()	()	()

-

2023 9 30		25 481 000
2 5 000		

2023 9 30		39 296 000
42 806 000		

2023 9 30		2 15 50 000
1 9 942 000		



2023 9 30

3 084 215 000

2023 9 30

2023 9 30

2.

23 029 000

82 606 000

12

12

12

()

()

()

()

()

()

()

()

12

14 66(12)

3.

2023 19

31

()

()

2023

4.

180 600 000

15 800 000

80 500 000

8 900 000

261 100 000

24 00 000

() () () () () () () () () ()
11 000 000 () () () () () () () () () ()
34 435 000

2022 12 31

2023 8 31

GREATER CHINA APPRAISAL LIMITED
漢華評值有限公司

6 8

3 304

2023 8 31

I.

II.

III.

IV.

2020

S



2022 1 31

(BS) 2023 8

1

49 4901

 ,  (G) ,

 , 

2023 11 22

10

10

2023 8 31

1 80 500 000

6
9 10 9B
2
106

2 180 500 000

1
49 1 2 9

261,000,000

I —

2023 8 31

1 9 10 6 80 500 000
9B 2 106

13

6459

1983

1 035 68

9 10
2

2 645 8

1949 9 5

5

5

542

()

2019 5 24

20112 01520088

()

1984 8 23

B2685938

()

21122402030016

2021 12 1

()

S 11 15

6

(v)

1)

2) 1 800 3 000

3) 40

4)

	1	2	3	4
	---	2	---	---
	3	23	31	3
	1989	1991	2016	1989
	38 39	22 23	28 29	36 3
		B		B
	1 848	2 411	2 420	2 21
	2023 3 28	2022 6 15	2022 3 25	2021 5
	61 000 000	110 800 000	138 000 000	81 800 000
	33 009	45 956	5 025	36 89



	1	2	3	4
	2%	8%	6%	6%
	24%	6%	8%	13%
	1%	16%	29%	1%
	2 %	30%	43%	18%
	24 09	32 169	32 504	30 256

29 800

(▼)

—

1)

2)

3)

4)

1 500 000

1 800 000

	1	2	3	4	5	6	7	8
	33	99	2	99	4	52	52	128 130
	3 2	G4 1	3 1	G3 1	2 1	1 1	4 1	G3 1
	2023 8 24	2023 8 9	2023 5 5	2023 4 20	2023 3 23	2023 3 11	2023 2 20	2023 2 1
	3 104 000	1 800 000	1 60 000	1 600 000	1 600 000	1 638 000	1 680 000	1 628 000
	1 552 000	1 800 000	1 60 000	1 600 000	1 600 000	1 638 000	1 680 000	1 628 000

	1	2	3	4	5	6	7	8
	2%	2%	3%	1%	2%	4%	3%	1%
	1 583 040	1 836 000	1 812 800	1 584 000	1 568 000	1 5 2 480	1 30 400	1 644 280

1 00 000

(▼)

2023 8 31

8 800 000

1 00 000

80 500 000

II —

2023 8 31

2 1 180 500 000

49 1 2
9

8593

4 000 000
6 889

1990

49

4 243

B11 84
1985 2 19

1 000

() 1996 3 29 2008 31
 B6591 99 08082 01950062

() 29 90 1990 3 B4501042

() 1990 9 13 B4568130

(♡) 1995 9 18 B6423 96

(♡) 2021 12 1
 21122402030021

(♡) 3 0 811
 2021 12 30 22011000830019 16
 8133 6

(♡) S 25 5

(♡)

1)

2)

3) 1 000 2 000

4) 20

	1	2	3	4
	▼ 218	▼ 218	▼ 218	▼ 218
	2022	2022	2022	2022
	21	25	30	29
	1	1	1	1
	1 322	1 322	1 322	1 322
	2023 4 4	2022 10 25	2022 11	2022 11
	49 800 000	50 4 0 000	56 0 5 000	53 832 000
	3 6 0	38 1	42 41	40 20

(1)

	1	2	3	4
	3%	2%	8%	8%
	5 2%	4 6%	3 6%	3 8%
	9%	9%	8%	9%
	11 2%	11 6%	3 6%	4 8%
	41 889	42 606	43 944	42 6 5

1

42 800

2 9 1

2 9
1 462 1 06
1% 4%
43 200 41 100

()

2023 8 31

1	3 400 000
2	63 200 000
9	<u>43 900 000</u>
	<u><u>180 500 000</u></u>

1.

2.

(a)

8	()	
	()	352
	()	
		1
2	680 50 022	29 54%
	00 000	0 03%
3	644 000	0 03%



1

2 304 849 611

2

34 06%

65 60%

S

R

Splendid Reach

680 50 022

100%

680 50 022

3



()

8

352

()

()

()

()

()

2 3

2 3

(b)

336



					1
				438 056 000	19 01%
			2		
				438 056 000	19 01%
			2		
				438 056 000	19 01%
			2		
				680 50 022	29 54%
			3		
				680 50 022	29 54%
			3		
				680 50 022	29 54%
			3		
S				680 50 022	29 54%
			3		

1				2 304 849 611	
2			100%		100%
3			36%		65 60%
	S		100%		
		S			



1

2 180 25 511 3 82%

2 180 25 511 3 82%

2 180 25 511 3 82%

1 2 304 849 611

2 100% 100% 180 25 511 100%

3

366

3.

4.

5.

6.

2022 12 31

7.

2022 12 31

8.

()

()

() 2022 12 31

9.

() 2021 12 1
20 000 000 2021
12 1

() () () ()
B 2022 6
1 150 000 000 %
11 2022 15 2022 6 2022
2019 6 10 2022 8 5

() 2022 9 8
50% 2022
9 8

()

10.

() 1 49 4901

() 16
1



()

11.

($\frac{1}{2}$ $\frac{1}{3}$ $\frac{1}{4}$) 14 ($\frac{1}{2}$ $\frac{1}{3}$)

()

()

() 8



SILVER GRANT INTERNATIONAL HOLDINGS GROUP LIMITED
銀

2023 12 11
69 26

1

() S ↓ G ↓ (B)
2023 10 11

100%

()

2

()

G

2023 10 11

B

2023 11 22

()

2023 11 22

1

2

12 8

16

1

48

2023

<https://spot-meeting.tricor.hk>

3

2023 12 6

2023 12 11

2023 12 5



1

4

13 39(4)

13 39(5)

5

6